



# Diagonal Tri-fold Cards

January 21, 2025  
[SimplySimpleStamping.com](http://SimplySimpleStamping.com)

## Stampin' Up! Supplies:

- **Stamps:** Perfect Pairs **OR** Stamped with Love
- **Paper:** Basic White **AND** Cherry Cobbler, Pecan Pie **OR** Coastal Cabana, Basic Black
- **Ink:** Cherry Cobbler **AND** Pebbled Path, Pecan Pie **OR** Memento Black, Coastal Cabana
- **Stampin' Blends/Markers:** Pecan Pie, Cherry Cobbler **OR** Coastal Cabana (or Summer Splash)
- **Other:** Bone Folder, Stampin' Dimensionals, Cherry Cobbler/Gold ribbon **OR** Lost Lagoon cording, Mini Glue Dots

Click or Scan the QR Code to View the Video



[www.SimplySimpleStamping.com](http://www.SimplySimpleStamping.com)

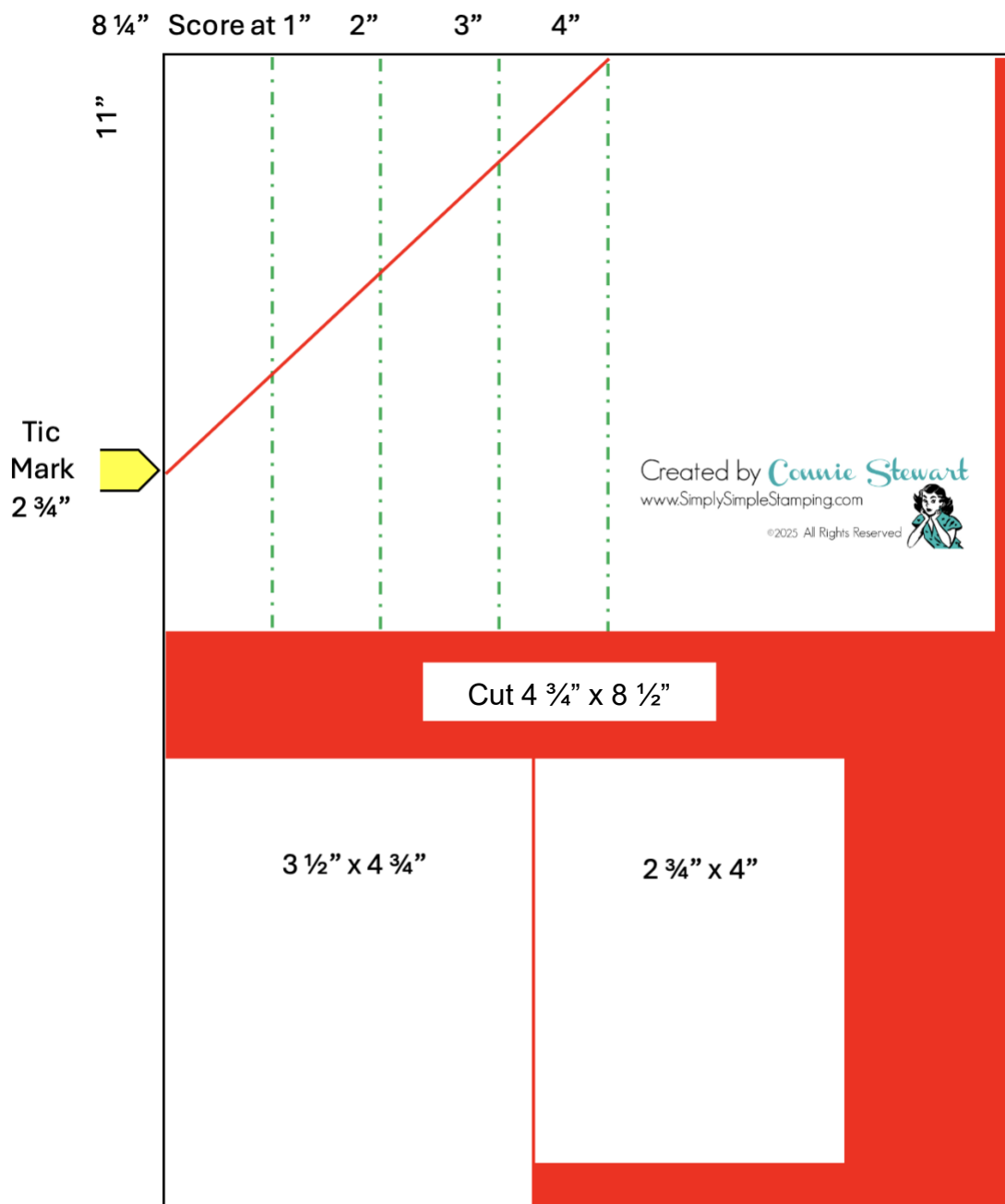
- **Cherry Cobbler:** 8 1/2" x 11" (See Diagram)
- **Pecan Pie:**
  - (front layer) 2 1/2" x 3 3/4"
  - (middle layer) 3 1/4" x 4 1/2"
  - (inside layer) 4" x 5 1/4"
  - (greeting layer) 1 3/4" x 1 1/2"
- **Basic White:**
  - (front layer) (2) 2 1/4" x 3 1/2"
  - (inside layer) 3 3/4" x 5"
  - (stamped greeting) 1 1/2" x 1 1/4"

- **Coastal Cabana:** 8 1/2" x 11" (See Diagram)
- **Basic Black:**
  - (front layer) 2 1/2" x 3 3/4"
  - (inside layer) 4" x 5 1/4"
- **Basic White:**
  - (front layer) (2) 2 1/4" x 3 1/2"
  - (inside layer) 3 3/4" x 5"






















## Cutting & Scoring for Diagonal Tri-Fold Card

- Cut cardstock in half to (2) 5 ½" x 8 ½" pieces
- Cut 1 piece to 5 ½" x 8 ¼"
- With the 8 ¼" at the top, score at 1", 2", 3" and 4"
- Make a tic mark at 2 ¾" where shown and cut from tic mark to the 4" score line
- With the remaining cardstock, cut to 4 ¾" x 8 ½"
- Cut into a 3 ½" x 4 ¾" and a 2 ¾" x 4"



In the USA? I'm Connie Stewart and I would ❤️ to be your Stampin' Up! Demonstrator! Click any image below to order what you need or go to <https://s.tamp.in/tipAd9>

				
Basic White 8 1/2" X 11" Cardstock [159276]	Cherry Cobbler Classic Stampin' Pad [147083]	Bone Folder [102300]	Stampin' Dimensionals [104430]	Mini Glue Dots [103683]
				
Perfect Pairs Photopolymer Stamp Set (English) [164898]	Cherry Cobbler 8-1/2" X 11" Cardstock [119685]	Pecan Pie 8 1/2" X 11" Cardstock [161717]	Pebbled Path Classic Stampin' Pad [161648]	Pecan Pie Classic Stampin' Pad [161665]
				
Pecan Pie Stampin' Blends Combo Pack [161674]	Cherry Cobbler Stampin' Blends Combo Pack [154880]	Cherry Cobbler & Gold 1/4" (6.4 Mm) Satin Ribbon [164028]	Stamped With Love Photopolymer Stamp Set (English) [161395]	Coastal Cabana 8-1/2" X 11" Cardstock [131297]
				
Basic Black 8-1/2" X 11" Cardstock [121045]	Tuxedo Black Memento Ink Pad [132708]	Coastal Cabana Classic Stampin' Pad [147097]	Lost Lagoon Soft Cording [164938]	