



Easy Concertina Cards

July 10, 2025

SimplySimpleStamping.com

Stampin' Up!® Supplies:

- **Stamps:** Charming Day Bundle **OR** Sunrise Sailing Bundle
- **Paper:** Secret Sea, Berry Burst, Basic White, Floral Charm Designer Series Paper (DSP) **OR** Lost Lagoon, Pretty Peacock, Basic White, Everyday Happiness Designer Series Paper (DSP)
- **Ink:** Secret Sea, Berry Burst, Mossy Meadow **OR** Lost Lagoon, Pretty Peacock
- **Other:** Textured Notes Dies, Small Blending Brushes, Glass & Garden Embossing Folder, Bone Folder, Multipurpose Glue or Tear & Tape

Click or Scan the QR Code to View the Video



www.SimplySimpleStamping.com

- **Secret Sea:**
 - 11" x 3 1/4", score at 3/4", 1 1/2", 5 1/2", 9 1/2", and 10 1/4" (inside pop-out)
 - (2) 4 1/4" x 5 1/2" (card front/back)
- **Berry Burst:**
 - 8 1/2" x 5 1/4", score at 4" and 8" (inside left)
 - 8" x 5 1/4", score at 4" (inside right)
- **DSP:**
 - (2) 1/2" x 3" (inside side panels)
 - 3 3/4" x 3" (inside left)
 - 3 3/8" x 1 7/8" (card front layer)
- **Basic White:**
 - 3 3/4" x 3" (inside right)
 - 2 1/2" x 4" (flower die cut)
 - 1 5/8" x 1" (greeting)
- **Copy Paper:** 4" x 5 1/4"

- **Lost Lagoon:**
 - 11" x 3 1/4", score at 3/4", 1 1/2", 5 1/2", 9 1/2", and 10 1/4" (inside pop-out)
 - (2) 4 1/4" x 5 1/2" (card front/back)
- **Pretty Peacock:**
 - 8 1/2" x 5 1/4", score at 4" and 8" (inside left)
 - 8" x 5 1/4", score at 4" (inside right)
 - 3 1/4" x 1/2" (greeting layer)
- **DSP:**
 - (2) 1/2" x 3" (inside side panels)
 - 3 3/8" x 1 7/8" (card front layer)
- **Basic White:**
 - (2) 3 3/4" x 3" (inside left)
 - 2 1/2" x 3/4" (greeting)
- **Copy Paper:** 4" x 5 1/4"























Connie Stewart
SimplySimpleStamping.com
Images by Stampin' Up!



Connie Stewart
SimplySimpleStamping.com
Images by Stampin' Up!

In the USA? I'm Connie Stewart and I would ❤️ to be your Stampin' Up!® Demonstrator! Click the image below to order what you need or go to <https://s.tamp.in/cRI2Pj>

				
Textured Notes Dies [165555]	Bone Folder [102300]	Multipurpose Liquid Glue [110755]	Tear & Tape Adhesive [154031]	Basic White 8 1/2" X 11" Cardstock [166780]
				
Charming Day Bundle (English) [166136]	Secret Sea 8 1/2" X 11" Cardstock [165624]	Berry Burst 8-1/2" X 11" Cardstock [144243]	Floral Charm 12" X 12" (30.5 X 30.5 Cm) Designer Series Paper [166125]	Secret Sea Classic Stampin' Pad [165285]
				
Berry Burst Classic Stampin' Pad [147143]	Mossy Meadow Classic Stampin' Pad [147111]	Small Blending Brushes [160518]	Glass & Gardens Embossing Folders [165597]	Sunrise Sailing Bundle (English) [165497]
				
Lost Lagoon 8-1/2" X 11" Cardstock [133679]	Pretty Peacock 8-1/2" X 11" Cardstock [150880]	Everyday Happiness 12" X 12" (30.5 X 30.5 Cm) Designer Series Paper [166632]	Lost Lagoon Classic Stampin' Pad [161678]	Pretty Peacock Classic Stampin' Pad [150083]