



## Triple Bridge Z-Fold Cards

October 9, 2025  
www.SimplySimpleStamping.com

### Stampin' Up! Supplies:

- **STAMPS:** Charming Day Bundle **OR** Traditional Labels Bundle
- **PAPER:** Basic White **AND** Flirty Flamingo, Petal Pink **OR** Real Red, Old Olive, Traditions of Christmas Designer Series Paper (DSP)
- **INK:** Petal Pink, Pecan Pie **OR** Real Red
- **Stampin' Blends:** Petal Pink (dk), Soft Sea Foam (dk)
- **OTHER:** Paper Trimmer, Bone Folder, Ribbon: White 1/4" **OR** Real Red Shiny, Forever Plaid Embossing Folder, Stampin' Dimensionals

Scan the QR Code to  
View the Video



[www.SimplySimpleStamping.com](http://www.SimplySimpleStamping.com)




















Click to View Video

- **Flirty Flamingo:** 8" x 11" (card base)
  - With the 11" at the top, score at 1 3/8" and 2 3/4"
  - With the 8" at the top, cut to 4 1/4" x 11" and score the opposite side at 1 3/8" and 2 3/4"
  - Cut the remaining into (3) 1 1/4" x 8 1/4"
- **Petal Pink:**
  - 6 3/8" x 3" (z-fold layers)
    - Stamp and cut to (3) 1" x 6 3/8" – then cut into (3) 1" x 5 1/4" and (3) 1" x 1 1/8"
  - 9 1/2" x 4" (layers)
    - Stamp and cut to (6) 1 1/8" x 4" and (1) 2 5/8" x 4"
  - 5 1/4" x 4" (back message layer)
- **Basic White:**
  - 2 1/2" x 1 1/2" (greeting)
  - 2 1/4" x 2 1/4" (stamped/die cut flower)
  - 5" x 3 3/4" (back message layer)

- **Real Red:** 8" x 11" (card base)
  - With the 11" at the top, score at 1 3/8" and 2 3/4"
  - With the 8" at the top, cut to 4 1/4" x 11" and score the opposite side at 1 3/8" and 2 3/4"
  - Cut the remaining into (3) 1 1/4" x 8 1/4"
- **Old Olive:**
  - (6) 1 1/8" x 4" (layers)
  - 2 5/8" x 4" (center layer)
  - 3 3/4" x 2 1/4" (greeting layer)
  - 5 1/4" x 4" (back message layer)
- **DSP:**
  - (3) 1" x 5 1/4" (z-fold layers)
  - (3) 1 1/8" x 1" (z-fold layers)
- **Basic White:**
  - 4 1/4" x 2" (die cut greeting)
  - 5" x 3 3/4" (back message layer)



In the USA? I'm Connie Stewart and I would ❤️ to be your Stampin' Up!® Demonstrator! Click to order what you need - <https://s.tamp.in/brjH9Q>

 Paper Trimmer [152392]	 Basic White 8 1/2" X 11" Cardstock [166780]	 Bone Folder [102300]	 Stampin' Dimensionals [104430]	 Charming Day Bundle (English) [166136]	 Flirty Flamingo 8-1/2" X 11" Cardstock [141416]	 Petal Pink 8-1/2" X 11" Cardstock [146985]
 Petal Pink Classic Stampin' Pad [147108]	 Pecan Pie Classic Stampin' Pad [161665]	 Petal Pink Stampin' Blends Combo Pack [154893]	 Soft Sea Foam Stampin' Blends Combo Pack [154902]	 White 1/4" (6.4 Mm) Ribbon [165562]	 Traditional Labels Bundle (English) [165865]	 Real Red 8-1/2" X 11" Cardstock [102482]
 Old Olive 8-1/2" X 11" Cardstock [100702]	 Traditions Of Christmas 12" X 12" (30.5 X 30.5 Cm) Specialty Designer Series Paper [165853]	 Real Red Classic Stampin' Pad [147084]	 Real Red 1/2" (1.3 Cm) Shiny Ribbon [165876]	 Forever Plaid 3 D Embossing Folder [164049]		