



# White Washed Extended Z-Fold Card

April 16, 2026  
www.SimplySimpleStamping.com

## Stampin' Up! Supplies:

- **STAMPS:** Lifetime of Love **OR** Beautifully Celebrated, Banner Sayings
- **PAPER:** Basic White **AND** Daffodil Delight Two-Tone, Balmy Blue **OR** Misty Moonlight
- **INK:** Gray Granite, Daffodil Delight, Balmy Blue **OR** White Craft, Misty Moonlight
- **Stampin' Blends:** Daffodil Delight (lt), Lemon Lime Twist (lt), Gray Granite (lt)
- **OTHER:** Embossing Folders: Lazy Daisy **OR** Sunflower, Ribbon: Balmy Blue Gingham **OR** Cloud Cover Faux Linen, Blending Brush, Sanding Block **OR** Sponge Daubers, Adhesive of Choice

Scan the QR Code to  
View the Video



www.SimplySimpleStamping.com






















[Click to View Video](#)

- **Daffodil Delight Two-Tone:**
  - 10  $\frac{3}{4}$ " x 4", score at 2  $\frac{3}{4}$ " and 5  $\frac{1}{2}$ " (card base)
  - 3  $\frac{1}{4}$ " x 4", score at  $\frac{1}{2}$ " (card extender)
  - 2  $\frac{1}{2}$ " x 3  $\frac{3}{4}$ " (embossed left front)
  - 5" x 3  $\frac{3}{4}$ " (embossed right)
  - 5  $\frac{1}{2}$ " x 4  $\frac{1}{4}$ " (back layer)
- **Balmy Blue:** 4  $\frac{1}{4}$ " x 1  $\frac{5}{8}$ "
- **Basic White:**
  - (3) 2  $\frac{1}{2}$ " x 3  $\frac{3}{4}$ " (inside layers)
  - 4" x 1  $\frac{3}{8}$ " (greeting)
- **Ribbon:** 24"

- **Misty Moonlight:**
  - 10  $\frac{3}{4}$ " x 4", score at 2  $\frac{3}{4}$ " and 5  $\frac{1}{2}$ " (card base)
  - 3  $\frac{1}{4}$ " x 4", score at  $\frac{1}{2}$ " (card extender)
  - 2  $\frac{1}{2}$ " x 3  $\frac{3}{4}$ " (embossed left front)
  - 5" x 3  $\frac{3}{4}$ " (embossed right)
  - 5  $\frac{1}{2}$ " x 4  $\frac{1}{4}$ " (back layer)
  - 5  $\frac{1}{4}$ " x 1  $\frac{1}{2}$ " (greeting layer)
- **Basic White:**
  - (3) 2  $\frac{1}{2}$ " x 3  $\frac{3}{4}$ " (inside layers)
  - 5" x 1  $\frac{1}{4}$ " (greeting)
- **Ribbon:** 24"



In the USA? I'm Connie Stewart and I would ❤️ to be your Stampin' Up!® Demonstrator! Click to order what you need - <https://s.tamp.in/BUpxbd>

						
Basic White 8 1/2" X 11" Cardstock [166780]	Lifetime Of Love Cling Stamp Set (English) [162574]	Daffodil Delight 12" X 12" (30.5 X 30.5 Cm) Two Tone Cardstock [166669]	Balmy Blue 8-1/2" X 11" Cardstock [146982]	Gray Granite Classic Stampin' Pad [147118]	Daffodil Delight Classic Stampin' Pad [147094]	Balmy Blue Classic Stampin' Pad [147105]
						
Daffodil Delight Stampin' Blends Combo Pack [154883]	Lemon Lime Twist Stampin' Blends Combo Pack [161682]	Gray Granite Stampin' Blends Combo Pack [154886]	Lazy Daisy 3 D Embossing Folder [167196]	Balmy Blue 1/4" (6.4 Mm) Gingham Ribbon [166952]	Small Blending Brushes [160518]	Beautifully Celebrated Photopolymer Stamp Set (English) [166968]
						
Banner Sayings Photopolymer Stamp Set (English) [167044]	Misty Moonlight 8-1/2" X 11" Cardstock [153081]	Uninked Stampin' Craft Pad & Whisper White Refill [147277]	Misty Moonlight Classic Stampin' Pad [153118]	Sunflower 3 D Embossing Folder [166145]	Cloud Cover 3/8" (1 Cm) Faux Linen Ribbon [165271]	Sponge Daubers [133773]